

Year R Summer 2

Our topic is...



Smile and Wave

EYFS Curriculum



Barbican Turtle



Catnip Cat



Cheshire Hedgehog



Spider Spider



Reddick Ladybug



Cheshire Caterpillar

EARLY YEARS FOUNDATION STAGE CURRICULUM



The reception year marks the end of the children's foundation stage education, before they move to Key Stage 1. There are seven areas of learning in the EYFS. All areas of learning and development are of equal importance and are inter-connected.

The Prime areas of learning			
Communication and Language	Physical Development	Personal, Social and Emotional Development	
Specific areas of learning			
Literacy	Mathematics	Understanding the world	Expressive arts and design

Supporting your child's learning at home

The most effective way of supporting your child's learning is by taking an interest in what they are doing. This leaflet should give you a starting point for talking about what learning your child is doing at school. There are ideas below to support their learning at home.



Personal Social and Emotional Development

Welcome back! We hope that everyone is well rested and ready for another busy half term ahead! The children are already independent in their morning routines and will now be ticking the lunch menu for the office. The little jobs and routines have helped them to feel confident within themselves to take charge of their own needs. It is time to starting preparing the children for their next step on their learning journey, we will be talking about transition to Year one classes, making visits, as soon it will be our time to smile, wave and pass them onto their next teacher! Please continue to hand us 'Wow' post-it leaves to add to our tress and please continue to add photographs to your child's portfolio of evidence on Class dojo, which helps to inform us of their achievements outside of school.



Communication and Language Development

Please take time to talk to your child about the changes that are ahead of them. Moving onto a new class will be exciting but can also bring questions and concerns that they may have. It is good to talk them through together and consult us if you need clarification on any facts.



The Year one teachers will come and visit the children for sessions including class story times. The children will also have many opportunities this half term to visit the Year one learning zones.

Literacy Development

The children will find take a closer look at uppercase and lowercase letters, as well as developing their handwriting skills further. We start to become more aware of writing with correctly formed letters - No lazy letters! Reading for understanding is just as important as the ability to sound out those words! In addition, it is essential for children to develop an enjoyment for reading so please do not let your child struggle on because you want them to do it all by themselves. It is fine for you to help with words and sounds that they are struggling with! We will be going over those tricky phonic sounds again. Keep spotting the digraphs working together in the text and do not forget those tricky truck words! Can they write them too!



We would like to invite you to come into class early on a FRIDAY morning. We call this 'Early Bird' Reading. The classrooms will be open from 8:30 a.m. for you to come into the classrooms and read stories to your children.





At home you should:

- Continue reading with your child regularly and practising the phonic sounds in the Reading Diary.
- Expand your child's vocabulary by discussing more challenging and exciting words when reading to them.
- Speak to your child about what they are reading and encourage them to think about what might happen next or to consider why a character may be feeling as they are. This will help with their inference skills.
- Keep learning tricky words.
- Practise handwriting when writing tricky words.


Mathematical Development

In maths we will be practising and reinforcing our calculation skills and looking carefully at number sentences to find out if we should be adding or taking away. We will be learning to count on and back using a number line and begin to solve simple problems mentally.



Through our P.E sessions our knowledge of 'Ordinal numbers' will be examined - Who's coming 1st, 2nd, 3rd and last in those running races?

We will be revisiting the Number bonds song and checking our counting skills - especially with larger amounts of objects.




one finger, one touch, one number



10 -20 and beyond

We will also be looking at 'Number patterns' introducing the words odd and even, counting in 5's and 10's. The children will also take part in activities involving sharing, halving and doubling. Please WATCH OUT for those home maths challenges. They really do make a difference in helping to secure the maths concepts that they are working on in class.



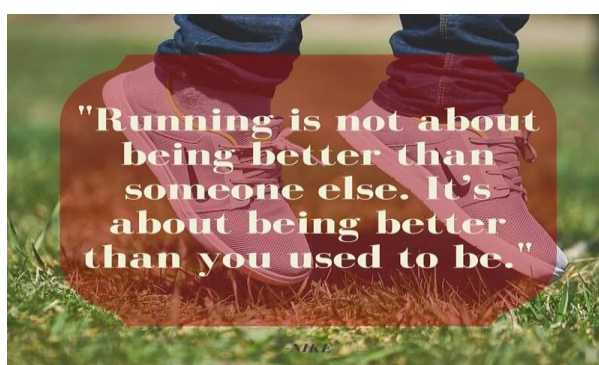
At home, you should:

- Continue to practise counting in 1's and add in some 5s, and 10s.
- Recap number bonds to 10 - use the song to help
- Count lots of objects - one finger, one touch, one number
- Keep spotting those tricky 'teenage numbers' labelling them 11,12,13,14,15,16,17,18,19




Physical Development

We start with preparation for our school sports day! WATCH OUT for date on next newsletter. During PE sessions, the children will learn a range of games skills to send and receive a range of small games equipment (for example beanbags, balls) in a variety of ways. This will also get us thinking about how we can use our bodies to help us throw/catch/roll/kick successfully. The children will be applying the skills they learn in small team games. If the weather is warm enough the children will be outside on the playground and Anstey School field for their PE lessons so please remember to provide your child with a pair of trainers/plimsolls/sun protection and a hat.



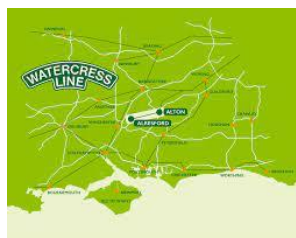
KeepInspiring.me



Understanding the World

We will still be using our adventures to continue our 'Here we go' topic, But BEWARE PIRATES will also be around in Alton this half term! Who were pirates? Learn the names of famous pirates. What did they do? How did they travel?

We will continue to look at our 'TOWN' and the things that make it special.




We will look at the signs of summer and the effects this has on our bodies. Lots of water drinking and sun safety talking throughout the weeks to come.



Express Arts and Design

We will have a jolly 'OLDE' time dancing and singing to pirate songs and country dancing music to finish our year in high spirits together! We will also be completing our music progressive scheme 'Charanga' with topic 'Rewind, Reflect and Replay'. In art we will look at the artist 'Henri Matisse' He loved using scissors to help create paper collages with lots of colour.



Class dojo:



Please remember you can message **any** of the Year R teachers on Class dojo with queries or questions that you may have.

Willow Class - Mrs Cooper

Elm Class - Mrs Grimes