

Year R Spring 1

Our topic is...



Jackanory - Let's tell a story!

Learning Characters



Resilient Tortoise



Cartoon Cat



Considerate Hedgehog



Brave Spider



Reflexive Ladybird



Concentrating Caterpillar

EARLY YEARS FOUNDATION STAGE CURRICULUM



The reception year marks the end of the children's foundation stage education, before they move to Key Stage 1. There are seven areas of learning in the EYFS. All areas of learning and development are of equal importance and are inter-connected. Three areas are particularly crucial for igniting children's curiosity and enthusiasm for learning, and for building their capacity to learn, form relationships and thrive.

These seven areas are:

- communication and language.
- physical development.
- personal, social and emotional development.
- literacy.
- mathematics.
- understanding the world.
- expressive arts and design

We will continue to access indoor and outdoor learning equally throughout this term, please provide appropriate clothing for the winter season. A good quality winter weatherproof coats and wellington boots. Thankyou



Supporting your child's learning at home

The most effective way of supporting your child's learning is by taking an interest in what they are doing, and of course continuing with reading and tricky word/bug word practise. This leaflet should give you a starting point for talking about what learning your child is doing at school. There are ideas below to support their learning at home.



Personal Social and Emotional Development

In class, we are growing more 'Confident and Curious' to join in with discussions linked to our school vision and school issues. Every child within our school 'Shines at Something' we celebrate these weekly by choosing children to go onto the 'Shining Board' in our school hall. Please remember to help us to boost your child's confidence by writing down any 'WOW' moments to help us recognise their development at home. We will also explore our emotions: - What and how do we feel? What strategies can we use to help us? Friendships will still be key focus for the spring term - What makes a good friend? Seeking others to share activities and experiences. Whom do we show love and care towards? We begin to identify kindness in each other. We continue to understand the Understand behavioural expectations of the setting and can explain right from wrong and try to behave accordingly.



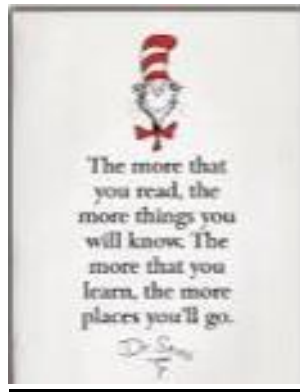


Communication and Language Development

It is story time! We are going to be sharing a host of stories throughout this half term. Its pantomime season too, so we will look at the traditions behind this humorous method of storytelling! Oh Yes, we will ...! We will be asking the children to share their favourite stories with us. Each week a child will be asked to bring in their favourite 'bedtime' story. The children will learn story-telling techniques using puppets/story sacks and mime.

At home, you could:

- Finding new and interesting vocabulary when reading.
- Use narrative questioning with your child: - Who, When, Where, Why and what happened in the story? This checks their level of understanding - Extremely important!
- Look for rhyming words in the text.



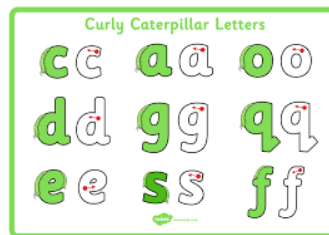
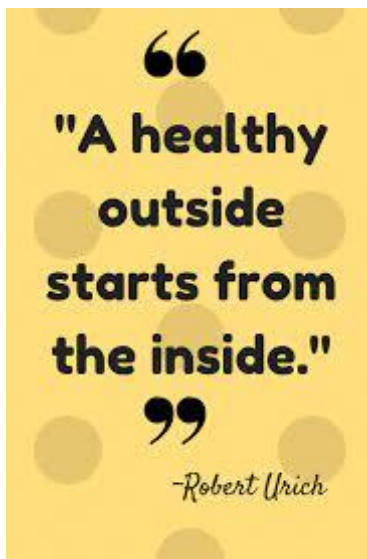
Physical Development



We will be using a range of small P.E equipment in outdoor learning time to improve our coordination in making these missiles move!! We will also continue to use '5'a-day TV' following the various dances. We will still be practicing our independent changing for indoor P.E sessions. This term we will focus on Gymnastic skills - Agility, balance and coordination.

At home, you could:

- Practise putting on their own coats - especially if the sleeves are inside out!
- Practise doing up their own zip - extremely challenging!
- Getting themselves dressed for school themselves or at weekends when you have more time.
- Visit the park, learn to ride a bike without stabilizers, scooter to school (helmets can be kept in school for the day)
- Try a new sport:- ballet, swimming lessons, football, karate

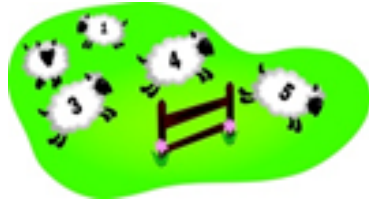


Literacy Development

To improve children's pencil control they will be practising how to form letters in their handwriting families e.g. Curly Caterpillars c, o, a, g. Alongside this our 'Hand gym' and 'Funky fingers' programmes will be emphasizing fun in writing! Our writing focus will be 'lists and labels' using as many CVC words as we can. It will put our 'phonics into practice.' Our main focus will be to compose a simple sentence, hold onto this and be able to write it down. Your child will continue bringing home their 'home-directed' reading books. These consist of pictures and simple repetitive sentences with phonic decodable words and 'common exception' words. Please help your child to use their 'sound buttons', common exception words and clues from the pictures to help them read to you!

At home, you could:

- Share their weekly decodable phonic books
- To Continue to support fine motor skills
- To continue practising the phonic sounds - phase 3
- Practise writing CVC words and common exception words - weekly words to write




Mathematical Development

Just keep on counting! Estimating and counting correctly in small and large quantities. We will also look at the concept of zero. We will be counting everything and everywhere we go! Who wants less when you can always have MORE! Our teaching will focus on the concepts of less and more in quantities and will link to higher and lower numbers. The children will be adding 1 more and subtracting 1 less from a given amount and number. The combining of two groups - getting more! The easiest way to keep supporting this concept is to chant numbers as you go up the stairs with your child and chant numbers back down - more/less. Our specific number focus will be on numbers 6, 7, 8, 9, and 10 and the ways to make ten - Number Bonds. We challenge their understanding with mathematical problems and see how they respond to solving them. We will use various every day and specific concrete resources to help them, such as Numicon, tens frames and number lines and begin to use rhymes to help us remember key facts.

At home, you could:

- Always support your child with their maths homework, as it will help them with activities covered in class - posted on class DOJO
- Help with general counting skills - 1 finger, 1 touch, 1 number
- Continue to support children in revising and recapping their number bonds to ten - rhyme to be sent home
- Number formation



Understanding the World

We belong together



In small group's children will share with others the things that are important to them. We will look at how to respect others and the similarities and differences between people. Their religions and cultural practices. The children will look at Chinese New Year and link this celebration back to our maths focus of time - months of the year. We will celebrate our British culture and traditions and take a closer look at 'Pantomime' Oh yes we will! We will learn about children from around the world and sing our good morning song on a Friday.

We will look at our winter season and how it changes what we do and feel.

We will take a closer look at our family tree - history of our grandparents. What did they like doing? What toys did they play with? Where did they grow up and go to school? What do you like doing with your grandparents now?

At home, you could:

- Look at a globe - spot special landmarks around the world
- What traditional games can you play? Dominoes, card games
- Help with the family tree home learning challenge
- Go to a 'pantomime' as a family
- Try a Chinese meal - eating with chopsticks

Expressive Arts and Design



Music this half term will also focus on stories: My Stories from Charanga music. They will listen to a range of musical styles. The children will also extend their repertoire of songs that they can sing. They will find the pulse as one of the main characters from a story. They will copy and clap rhythms from songs. They will invent their own patterns. They will explore a range of pitch - high/low with voices and instruments.

Our role-play area will change into the 'Giants castle' 'and 'The Gingerbread house' plus traditional - doctors, vets etc


Our main Art focus - Making bottle puppets as characters from well-known stories.

Artists: The work of artists using hearts - Chris UPHUES/Romero Britton/J Goldcrown/Jim Dine

At home, you could:

- Practice using scissors - cutting around objects on paper
- Listen to different types of music
- Sing songs with your children

Class dojo: Our weekly learning pic collages will be posted on a Friday and additional reminders throughout the week with any specific requirements.



Please remember you can message the Year R teachers on Class dojo with queries or questions that you may have and posted items into your child's portfolio.

Willow Class - Mrs Cooper

Elm Class - Mrs Grimes

The Year R Team