



READING — KEY ELEMENT- YEAR R

ALTON INFANT SCHOOL



There is no app to replace your lap

READ TO YOUR CHILDREN

Early Years Foundation stage

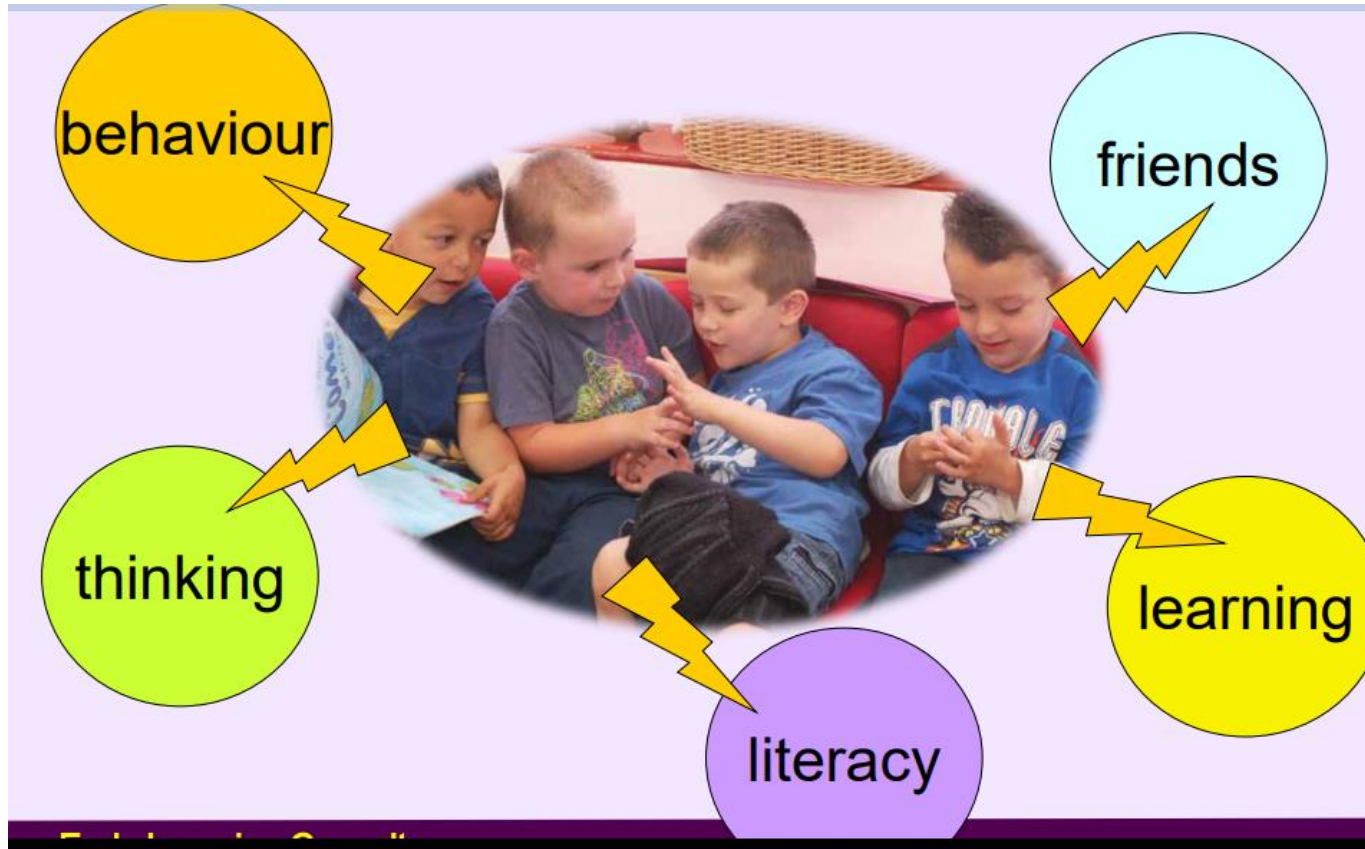
PRIME AREA:- Communication and Language Development

- ▶ Listening and attention
- ▶ Understanding
- ▶ Speaking

SPECIFIC AREA: - Literacy Development

- ▶ Reading
- ▶ Writing

Why is language so important for young children?




Where does it all begin? Communication is the key!



- ▶ Listening, sharing news and asking questions?
- ▶ Sharing books - JUST KEEP ON READING TO THEM - GIVE THEM A LOVE OF LITERATURE
- ▶ Singing songs
- ▶ Looking at print everywhere you go!
- ▶ IMPORTANT - Children starting school with a word gap



Nursery Rhymes



**"IF A CHILD KNOWS 8
NURSERY RHYMES
BY HEART BY THE TIME THEY ARE 4
YEARS OLD, THEY ARE
USUALLY AMONG
THE BEST READERS AND
SPELLERS IN THEIR CLASS BY THE
TIME THEY ARE 8".**

CREDIT: MEM FOX, READING MAGIC

WORLD



Where to go for good quality books for home?

- ▶ Local library
- ▶ Book trust









<http://www.booktrust.org.uk/Books/Children>

- ▶ Local book shops



Sharing big books:- Good quality children's literacy

- Weekend library books - Enjoy them with your child






STARTING POINT

Teacher
Toolbox



- ▶ At Alton Infant School we know how important it is for teachers and parents to work together to give your child the best start:
- ▶ Phonic packs
- ▶ Library books
- ▶ Guided Small reading books
- ▶ Word bingo games - tricky truck words/bug bingo
- ▶ Introducing Daily word
- ▶ Gate word



Reading at school



- ▶ Re-telling stories
- ▶ Talking about books
- ▶ Sharing books/comics together
- ▶ Recognising logos and labels
- ▶ Playing games with words
- ▶ Reading simple sentences
- ▶ Reading books of different genres

Reading at home



Phonic books

- ▶ Make sharing books a relaxing, enjoyable experience.
- ▶ Consider when you can fit quality time into your daily routine.
- ▶ Talk about what they have read afterwards - always check understanding.
- ▶ Use the guidance at the beginning and end of the book.



Print - Letters in books
They are just a series of images and
pictures to your child!

- If we use the alphabet
letters to learn how to
read and write, we will
never learn to write in
letters of different shapes.

PHONICS - sound system

What is phonics?

Knowledge of the alphabetic code

Skills of segmenting and blending sounds



- A phoneme you hear



- A grapheme you see



A letter consists of; a sound, a shape and it has a capital form and a lower case form.

The letter sound is the first thing that children need to recognise.

Only use capital letters for names, and when children are ready at the beginning of sentences.

Use lower case letters for all writing.

Aa



aaaaaaaaaaaa

Letter
shape=grapheme

Letter
sound=phoneme




Daily Phonics - Foundation Stage

Phase 2



- ▶ The letters are not introduced in alphabetical order.
- ▶ In October you received a sound booklet including all the actions and picture clues to support systematic phonics. It is really important to regularly go over this. Little and often helps. The sound mat is also in the front of the reading booklet - link this together when reading with your child.
- **Set 1:** s, a, t, p
- **Set 2:** i, n, m, d
- **Set 3:** g, o, c, k
- **Set 4:** ck, e, u, r
- **Set 5:** h, b, f, ff, l, ll, ss



Movie time - Correct pronunciation

We talk about the shape of the mouth when producing the sound to the children

1 letter -grapheme = 1 sound

2 letters - digraph = 1 sound


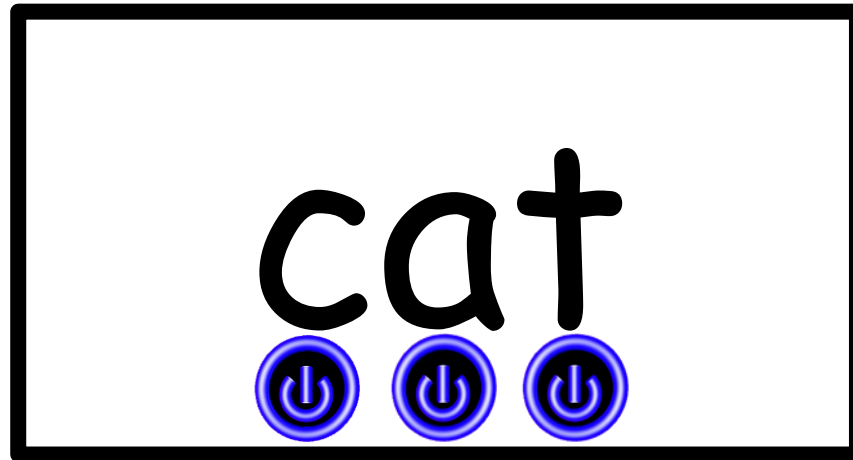


3 letters - trigraph = 1 sound

<https://www.youtube.com/watch?v=BqhXUW>

_v-1s



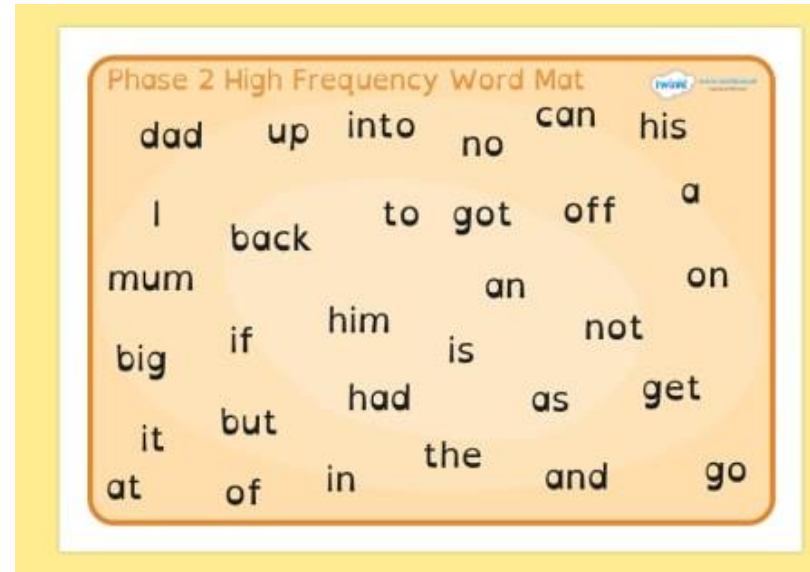
Blending and segmenting



Phoneme frames



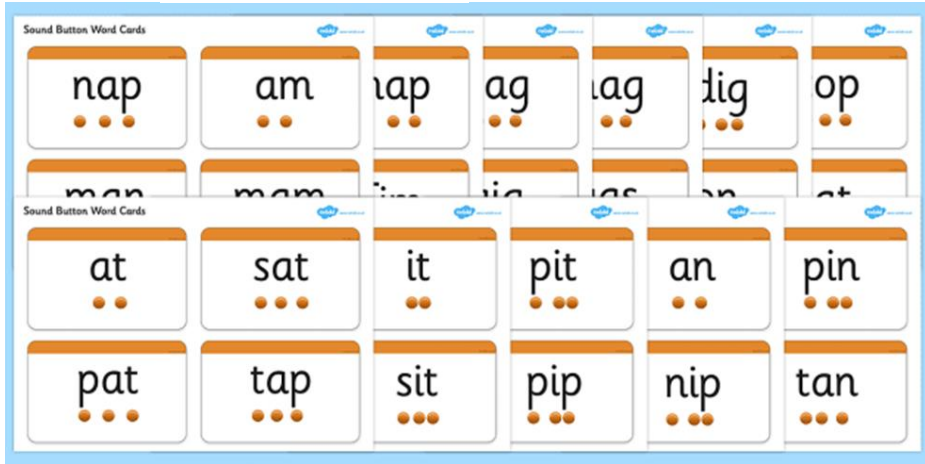


They are common words that have complex spellings in them. Emergent readers may find them difficult to read as they have not yet learned some of the graphemes in those words. They are sometimes known as irregular words, Common Exception Words or sight words. Tricky words are typically part of the phonic code.





Resources



Phonics Play



Blend to read each word then find the matching picture.
Great for: Practising blending



Find the pictures that rhyme. Match them all to bake a curious cake.
Great for: Exploring rhyme



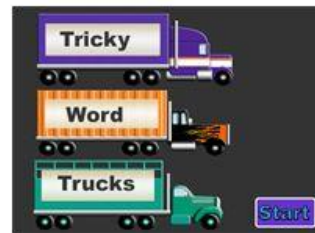
Look at the flashcard and say the sound. How many cards can you get through in the time limit?
Great for: Building speed




An interactive animal sound matching game. Listen to the sound and match it to the picture
Great for: Listening and copying



Blend to read the words on the coins. Are they real or fake?
Great for: Practising blending



A tricky word (and other HFW) flashcards game.
Great for: Practising reading tricky words.



Repair the broken rocket by correctly spelling ten words.
Great for: Practising segmenting



Listen to a phoneme and choose the grapheme that represents it.
Great for: Matching phonemes and graphemes.

Subscription Type

Individual £12 inc VAT for one year
This subscription allows one user to access the site.

Daily Phonics - Foundation stage 3

In February: You will be receiving the next sound booklet including all actions and picture clues. It is really important to regularly go over this. Little and often helps. The sound mat is also in the front of the reading booklet - link this together when reading with your child.

- **Set 6:** j, v, w, x
- **Set 7:** y, z, zz, qu
- **Consonant digraphs:** ch, sh, th, ng
- **Vowel digraphs:** ai, ee,, oa, oo, ar, or, **er**, ow, oi
- **Trigraphs:** ear, air, igh



Helping your child to read at home



End of Year Expectation To read a simple sentence

